

Scaled data based on original data using
LM-79-08 Approved Method: Electrical and Photometric Measurements of Solid-
State Lighting Products

Test Report Prepared for
Cooper Lighting Solutions
(formerly Eaton)

Brand: McGRAW-EDISON

Report Number: P386371

Luminaire Tested: **GWC-SA2A-730-U-T3**

Issue Date: 3/3/2020

Test Information

Test Method: LM-79-08
Report Number: P386371
TEST IS SCALED FROM IESNA LM-79-08 TEST DATA (G2-1903-205-14)
Test Lab: INNOVATION CENTER
Issue Date: 3/3/2020
Manufacturer: COOPER LIGHTING SOLUTIONS (FORMERLY EATON)
Product Line: MCGRAW-EDISON
Catalog Number: GWC-SA2A-730-U-T3
Description: GALLEON WALL LUMINAIRE
(2) 70 CRI, 3000K, 615mA LIGHTSQUARES WITH 16 LEDS EACH AND TYPE III OPTICS
Light Source: -
Ballast/Driver: ELECTRONIC DRIVER

Summary

Lumens per Lamp: N/A
Luminaire Lumens: 8859 lumens
Efficiency: N/A
Efficacy: 134.2 lumens/watt
Luminous Opening: Rectangular (W 1' x L: 0.5' x H: 0')
IES Classification: Type III - Short
BUG Rating: B2 - U0 - G2

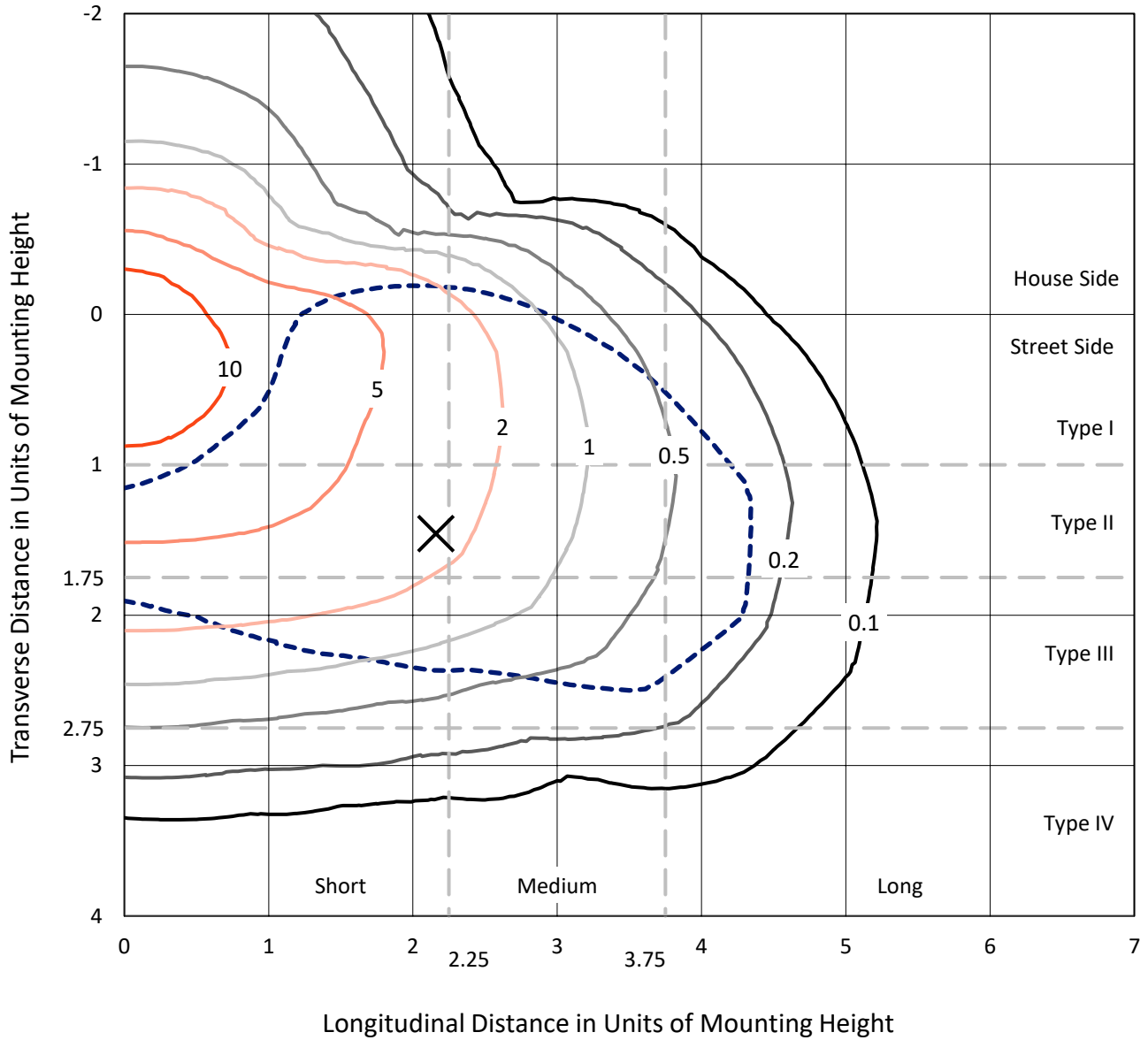
Input Watts (W): 66
Input Voltage (V): NR
Input Current (A_{in}): NR
Voltage Rise (V): NR
Power Factor: NR
Total Harmonic Distortion (THDi): NR
Frequency (hertz): 60
Stabilization Time: NR
Operation Time: NR
Ambient Temperature (°C): NR
Test Distance: 24 FT



REPORT NUMBER: P386371
 CATALOG NUMBER: GWC-SA2A-730-U-T3

Iso-Footcandle Lines of Horizontal Illumination

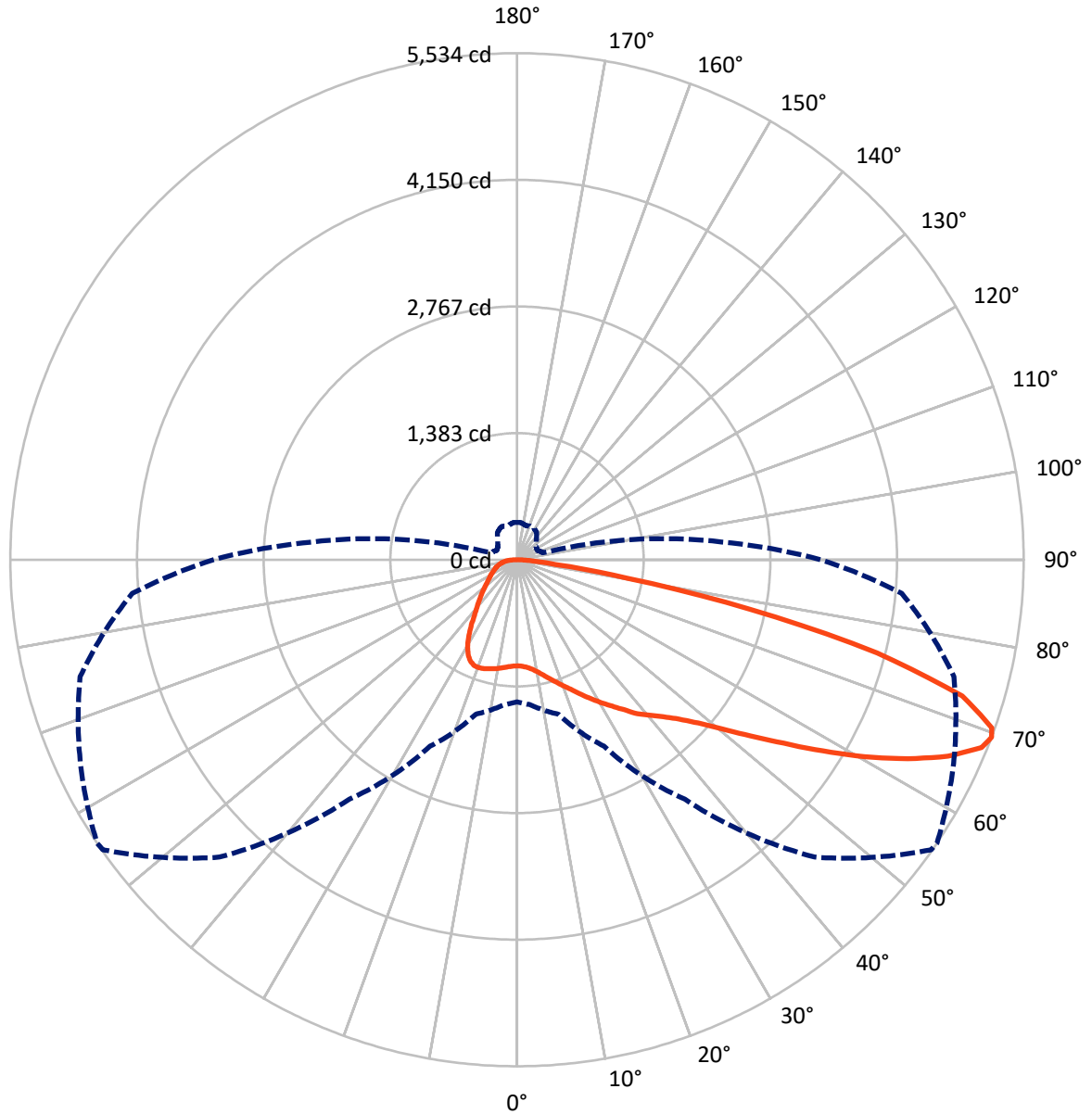
✕ Max cd
 - - - 1/2 Max cd



Based on 10 foot mounting height. Maximum calculated value = 12.6 fc
 Type III - Short - N/A

REPORT NUMBER: P386371
CATALOG NUMBER: GWC-SA2A-730-U-T3

Luminous Intensity Polar Plot



— Vertical Plane Through 56-Deg Lateral - - - Horizontal Cone Through 69-Deg Vertical

REPORT NUMBER: P386371

CATALOG NUMBER: GWC-SA2A-730-U-T3

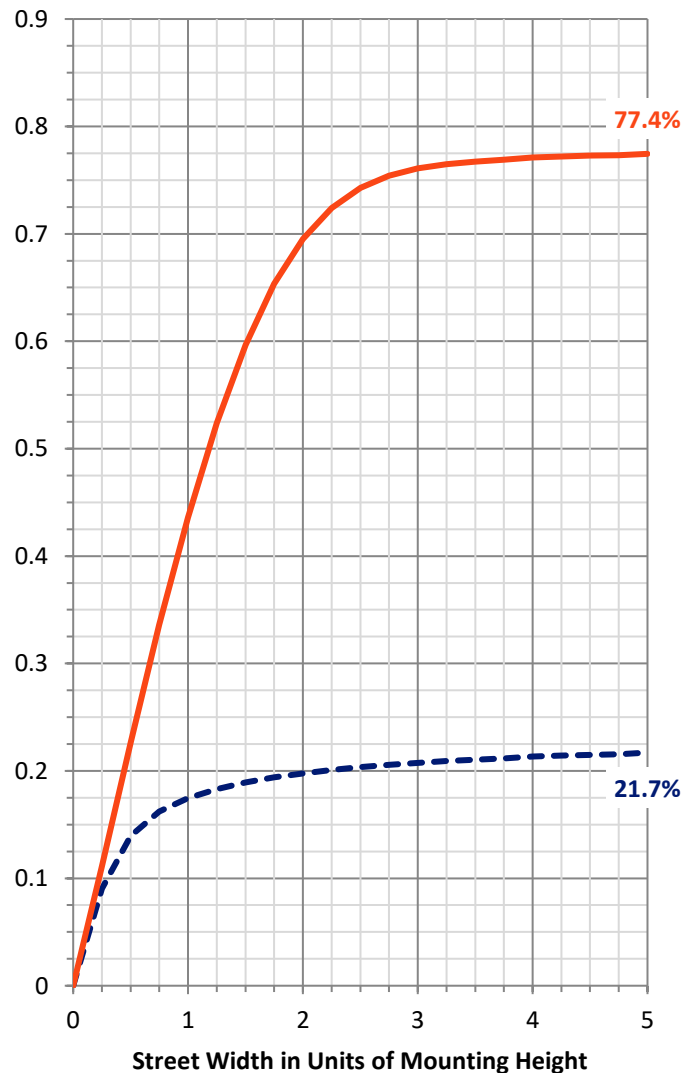
FLUX DISTRIBUTION:

		Downward	Upward	Total
House Side	Lumens	1972.9	0.0	1972.9
	% Fixture	22.3	0.0	22.3
Street Side	Lumens	6886.1	0.0	6886.1
	% Fixture	77.7	0.0	77.7
Total	Lumens	8859.0	0.0	8859.0
	% Fixture	100.0	0.0	100.0

Coefficient of Utilization

ZONAL LUMENS:

Zone	Lumens	% Fixture
0°-10°	113.8	1.3
10°-20°	365.8	4.1
20°-30°	638.5	7.2
30°-40°	917.2	10.4
40°-50°	1269.4	14.3
50°-60°	1859.8	21.0
60°-70°	2267.4	25.6
70°-80°	1253.6	14.2
80°-90°	173.6	2.0
90°-100°	0.0	0.0
100°-110°	0.0	0.0
110°-120°	0.0	0.0
120°-130°	0.0	0.0
130°-140°	0.0	0.0
140°-150°	0.0	0.0
150°-160°	0.0	0.0
160°-170°	0.0	0.0
170°-180°	0.0	0.0
0°-90°	8859.0	100.0
0°-180°	8859.0	100.0



REPORT NUMBER: P386371

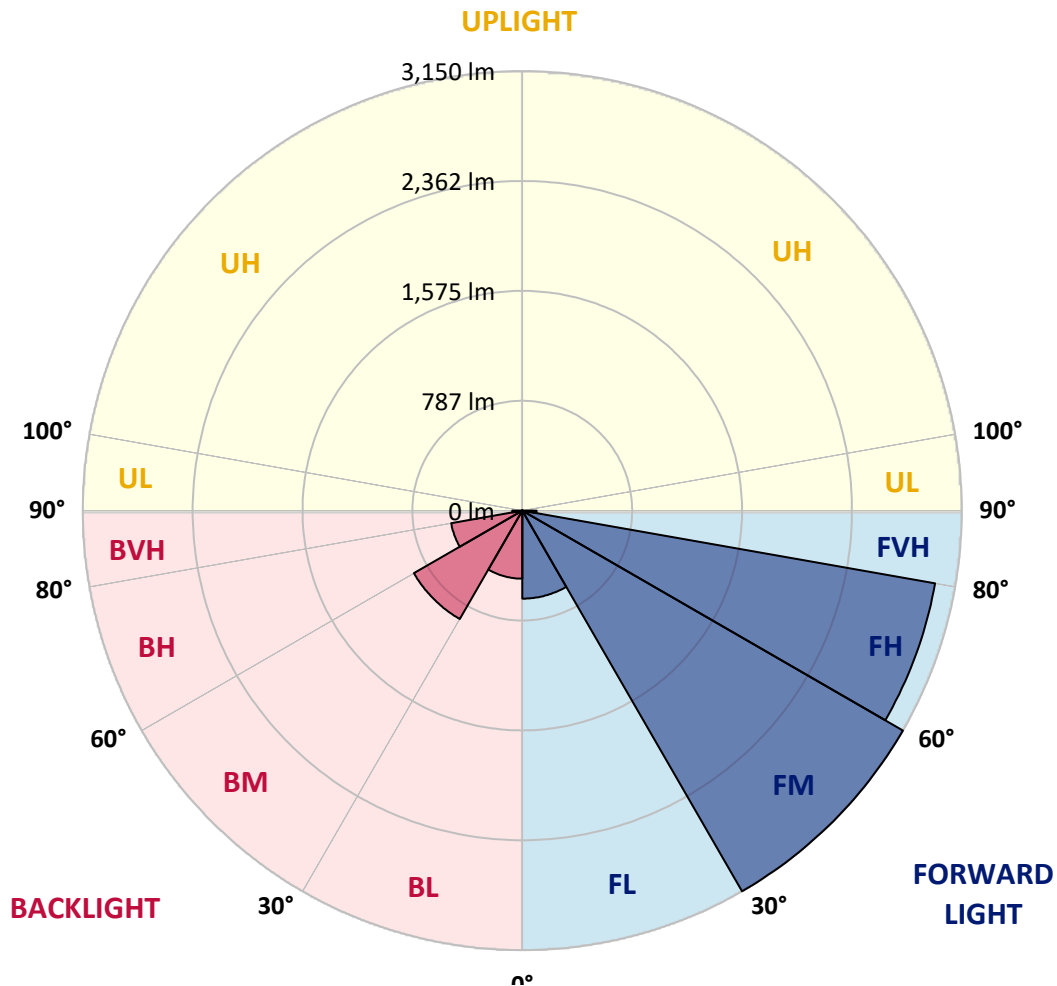
CATALOG NUMBER: GWC-SA2A-730-U-T3

LUMINAIRE CLASSIFICATION SYSTEM LUMEN TABLE AND BUG RATING:

Zone	Lumens	% Fixture	Zone Rating/Lumen Limit		
			B	U	G
FL (0°-30°)	630.5	7.1			
FM (30°-60°)	3149.7	35.6			
FH (60°-80°)	3003.7	33.9			G2/5000
FVH (80°-90°)	102.3	1.2			G2/225
BL (0°-30°)	487.5	5.5	B1/500		
BM (30°-60°)	896.6	10.1	B1/1000		
BH (60°-80°)	517.3	5.8	B2/1000		G2/1000
BVH (80°-90°)	71.3	0.8			G1/100
UL (90°-100°)	0.0	0.0		U0/0	
UH (100°-180°)	0.0	0.0		U0/0	

BUG Rating: B2-U0-G2

Type III Short





REPORT NUMBER: P386371
 CATALOG NUMBER: GWC-SA2A-730-U-T3

CANDELA DISTRIBUTION (FULL):

	0°	5°	15°	25°	35°	45°	55°	56°	65°	75°	85°
0°	1158.2	1158.2	1158.2	1158.2	1158.2	1158.2	1158.2	1158.2	1158.2	1158.2	1158.2
2.5°	1165.5	1166.7	1165.8	1168.3	1165.5	1167.3	1165.8	1165.8	1164.9	1162.1	1159.1
5°	1183.8	1186.3	1184.7	1187.2	1183.8	1184.4	1181.7	1181.7	1178.9	1173.1	1167.0
7.5°	1212.5	1215.3	1214.0	1216.5	1211.9	1211.9	1208.2	1207.9	1202.4	1193.0	1186.0
10°	1246.7	1250.3	1249.1	1252.8	1249.1	1250.3	1246.7	1246.7	1239.4	1225.9	1217.1
12.5°	1296.4	1301.0	1297.7	1297.3	1295.8	1298.3	1295.2	1294.6	1287.9	1269.6	1257.4
15°	1363.0	1367.8	1360.8	1360.2	1351.7	1350.8	1350.8	1349.8	1345.6	1323.6	1303.4
17.5°	1439.6	1441.1	1435.0	1425.2	1414.2	1407.2	1406.3	1408.7	1408.7	1383.1	1351.1
20°	1514.6	1517.4	1512.5	1501.5	1487.5	1477.1	1469.8	1474.7	1474.4	1443.8	1398.4
22.5°	1596.4	1602.8	1595.5	1581.5	1565.0	1553.4	1540.6	1544.9	1545.2	1507.6	1444.8
25°	1702.3	1696.5	1692.0	1672.1	1648.6	1636.7	1624.8	1629.1	1627.9	1576.3	1492.7
27.5°	1796.0	1797.2	1791.1	1770.1	1742.9	1716.7	1716.1	1718.8	1714.2	1647.7	1537.8
30°	1905.0	1905.6	1897.0	1878.1	1848.5	1814.6	1806.7	1811.3	1801.5	1715.5	1585.4
32.5°	2013.3	2016.4	2006.9	1984.0	1960.2	1919.0	1903.1	1906.2	1881.8	1784.7	1634.6
35°	2108.2	2112.5	2109.4	2094.2	2068.2	2032.8	2013.9	2012.1	1981.9	1869.6	1699.6
37.5°	2205.0	2208.9	2205.6	2192.8	2182.4	2144.8	2134.8	2134.8	2082.3	1956.2	1782.3
40°	2304.5	2310.6	2306.6	2288.9	2280.0	2263.0	2238.8	2233.0	2176.3	2060.3	1917.2
42.5°	2396.9	2404.9	2420.7	2410.4	2392.4	2394.8	2346.3	2343.2	2301.7	2214.1	2086.6
45°	2528.2	2539.8	2566.6	2558.7	2555.0	2541.6	2483.9	2481.2	2465.3	2421.0	2296.8
47.5°	2671.3	2687.2	2735.7	2737.2	2776.6	2751.3	2672.8	2663.4	2667.0	2668.9	2553.5
50°	2803.1	2820.5	2900.2	2937.7	3030.5	3036.0	2910.6	2902.0	2916.4	2958.5	2852.6
52.5°	2908.4	2930.4	3029.9	3145.9	3304.9	3350.0	3203.2	3196.8	3207.5	3280.1	3190.7
55°	2985.6	3009.4	3117.8	3329.0	3582.9	3662.5	3540.2	3534.1	3540.8	3633.2	3558.5
57.5°	3003.6	3009.4	3166.6	3452.3	3817.6	4008.9	3952.5	3940.3	3907.3	3987.9	3964.4
60°	2919.1	2942.3	3126.3	3495.6	3999.2	4350.4	4383.4	4368.1	4275.7	4341.6	4322.7
62.5°	2747.6	2789.1	2975.9	3429.7	4070.3	4629.4	4806.1	4787.8	4628.5	4671.2	4580.2
65°	2467.4	2485.1	2681.4	3202.3	3979.9	4807.9	5183.0	5173.8	4973.3	4906.5	4627.8
67.5°	1966.3	1999.6	2166.2	2727.1	3610.4	4786.8	5474.4	5473.5	5198.5	4993.8	4459.1
69°	1553.4	1587.9	1746.6	2246.5	3194.7	4594.3	5523.3	5533.9	5262.0	4940.7	4218.0
70°	1238.4	1278.4	1387.4	1892.2	2825.7	4340.4	5482.7	5501.9	5249.8	4853.1	3995.5
72.5°	527.1	559.4	636.9	975.4	1722.2	3241.1	5013.0	5085.6	4966.9	4441.7	3302.1
75°	230.1	240.2	275.3	397.7	764.5	1764.0	3927.1	4061.4	4247.0	3754.4	2459.8
77.5°	168.5	172.7	192.0	233.5	343.0	666.2	2525.4	2603.5	3062.8	2732.0	1508.8
80°	130.3	133.4	148.3	171.5	224.0	269.5	1151.8	1218.9	1722.2	1403.2	628.4
82.5°	103.8	105.9	116.3	126.3	154.7	163.3	382.4	424.2	635.7	387.6	166.3
85°	96.4	98.9	102.5	92.2	99.2	95.8	165.4	173.0	192.0	152.3	69.6
87.5°	43.6	51.6	101.6	71.7	52.8	42.1	67.8	70.8	79.7	80.0	30.8
90°	0.0	0.0	0.0	0.0	0.0	0.0	0.0	0.0	0.0	0.0	0.0



REPORT NUMBER: P386371

CATALOG NUMBER: GWC-SA2A-730-U-T3

CANDELA DISTRIBUTION (continued):

	90°	95°	105°	115°	125°	135°	145°	155°	165°	175°	180°
0°	1158.2	1158.2	1158.2	1158.2	1158.2	1158.2	1158.2	1158.2	1158.2	1158.2	1158.2
2.5°	1160.9	1160.0	1161.5	1157.9	1162.5	1162.1	1160.6	1161.2	1164.3	1164.0	1164.3
5°	1167.9	1167.3	1169.2	1166.4	1171.9	1173.7	1174.1	1176.8	1180.2	1181.1	1181.1
7.5°	1185.6	1185.6	1186.6	1182.9	1186.6	1186.3	1184.7	1187.5	1190.8	1191.1	1190.8
10°	1216.2	1216.5	1214.9	1205.5	1202.4	1194.2	1186.6	1186.9	1191.1	1194.5	1195.4
12.5°	1254.6	1253.4	1246.7	1229.3	1216.5	1199.7	1191.8	1191.4	1195.7	1198.5	1199.4
15°	1298.6	1295.2	1277.8	1249.4	1226.8	1210.4	1197.5	1194.5	1192.1	1189.0	1189.3
17.5°	1340.1	1332.4	1303.4	1264.1	1240.3	1218.3	1193.6	1173.7	1160.0	1152.1	1149.6
20°	1382.2	1367.2	1325.4	1277.8	1247.6	1207.6	1160.0	1119.7	1094.7	1083.1	1081.0
22.5°	1420.6	1396.5	1345.9	1292.2	1241.8	1171.6	1096.8	1038.2	1003.5	987.9	989.1
25°	1458.2	1424.6	1367.2	1302.2	1212.5	1108.1	1008.9	936.9	896.6	879.2	878.6
27.5°	1491.1	1453.0	1390.4	1294.0	1157.9	1017.8	904.9	834.7	801.1	786.2	783.7
30°	1529.0	1488.7	1421.3	1262.6	1077.9	913.4	803.2	753.8	730.0	715.1	712.3
32.5°	1575.1	1537.2	1446.6	1205.5	975.7	804.5	723.9	689.4	667.7	651.0	647.9
35°	1642.2	1601.3	1453.0	1123.7	863.4	718.4	665.6	630.2	600.9	579.2	577.1
37.5°	1726.4	1681.6	1438.3	1017.8	754.4	662.6	617.1	573.4	535.3	504.8	499.9
40°	1847.9	1780.1	1397.8	895.7	674.2	619.5	569.8	520.0	472.7	437.0	430.0
42.5°	1993.8	1895.8	1335.5	774.3	615.3	575.9	522.8	461.1	416.0	390.6	387.0
45°	2179.3	2016.1	1249.1	668.1	557.3	532.2	472.1	415.4	387.3	368.7	365.6
47.5°	2391.1	2151.0	1158.5	581.7	508.1	491.3	431.5	394.9	372.6	358.0	355.2
50°	2651.5	2303.2	1062.4	510.9	458.7	442.2	412.3	383.6	365.9	354.6	351.9
52.5°	2945.0	2475.1	993.1	455.0	417.8	405.9	402.2	377.5	363.2	354.6	351.9
55°	3261.2	2649.9	918.3	408.0	382.4	385.8	395.5	378.1	368.4	358.0	354.0
57.5°	3577.7	2830.6	835.0	368.4	354.3	370.8	390.9	379.3	371.1	361.0	357.4
60°	3827.9	2945.0	705.9	335.1	332.0	354.3	380.0	370.2	359.5	359.8	359.2
62.5°	3944.8	2938.9	563.4	305.5	309.8	332.0	362.3	355.8	347.0	358.9	359.8
65°	3879.2	2792.5	438.6	278.6	286.0	308.8	343.9	348.8	351.9	374.8	377.8
67.5°	3603.9	2507.4	339.7	255.1	264.3	293.0	345.8	380.0	383.9	408.0	407.7
69°	3319.2	2240.1	295.1	242.9	253.6	296.9	369.6	399.8	384.8	410.5	406.8
70°	3080.5	2028.6	271.3	234.7	248.7	304.0	385.4	399.5	380.3	402.2	396.1
72.5°	2372.5	1459.4	230.1	219.4	232.2	290.8	390.0	390.6	369.6	373.9	363.5
75°	1627.3	922.3	200.8	198.7	207.2	262.2	375.4	373.2	341.8	335.7	327.2
77.5°	897.2	468.5	170.6	178.8	184.6	232.2	341.2	338.1	312.2	299.4	296.3
80°	346.1	205.1	144.0	159.0	162.7	201.1	299.1	296.3	274.7	258.2	253.6
82.5°	130.6	107.4	119.0	137.6	136.4	166.0	253.3	251.8	230.7	206.6	199.3
85°	60.4	64.4	94.3	113.5	104.7	123.0	202.6	205.4	179.8	151.1	151.1
87.5°	25.6	36.0	66.8	85.8	70.5	83.0	148.6	141.9	130.3	90.3	84.8
90°	0.0	0.0	0.0	0.0	0.0	0.0	0.0	0.0	0.0	0.0	0.0

Signify Classified - Internal
Cooper Lighting Solutions Photometric Lab
1121 Highway 74 South
Peachtree City, GA 30269

Scaled Data Report



Report Generated By 670245982

Signify Classified - Internal
Cooper Lighting Solutions Photometric Lab
1121 Highway 74 South
Peachtree City, GA 30269

Scaled Data Report



Signify Classified - Internal
Cooper Lighting Solutions Photometric Lab
1121 Highway 74 South
Peachtree City, GA 30269

Scaled Data Report



Signify Classified - Internal
Cooper Lighting Solutions Photometric Lab
1121 Highway 74 South
Peachtree City, GA 30269

Scaled Data Report





--- HS — SS

Signify Classified - Internal
Cooper Lighting Solutions Photometric Lab
1121 Highway 74 South
Peachtree City, GA 30269

Scaled Data Report



u

Signify Classified - Internal
Cooper Lighting Solutions Photometric Lab
1121 Highway 74 South
Peachtree City, GA 30269

Scaled Data Report



Signify Classified - Internal
Cooper Lighting Solutions Photometric Lab
1121 Highway 74 South
Peachtree City, GA 30269

Scaled Data Report



(END OF REPORT)